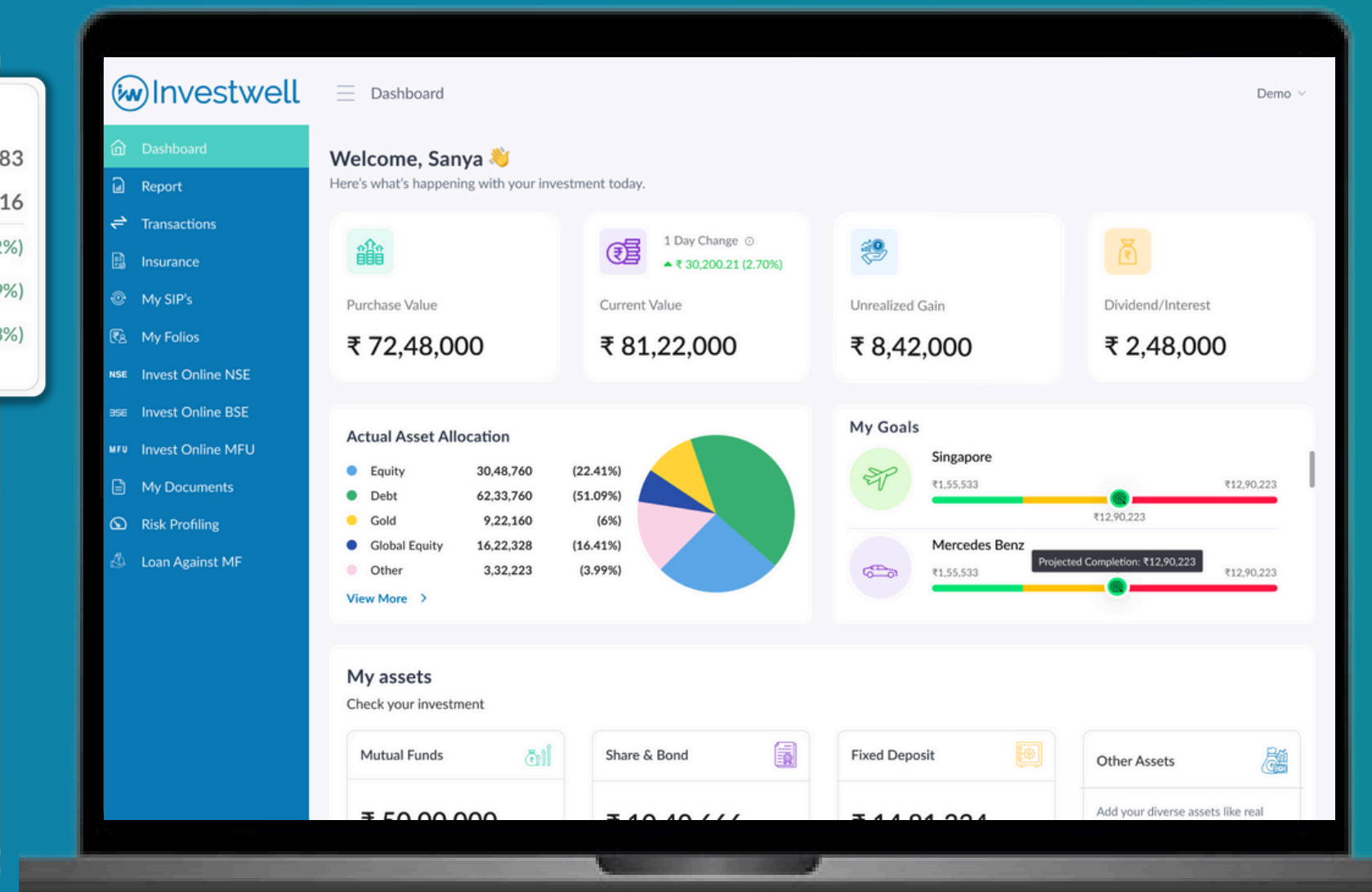
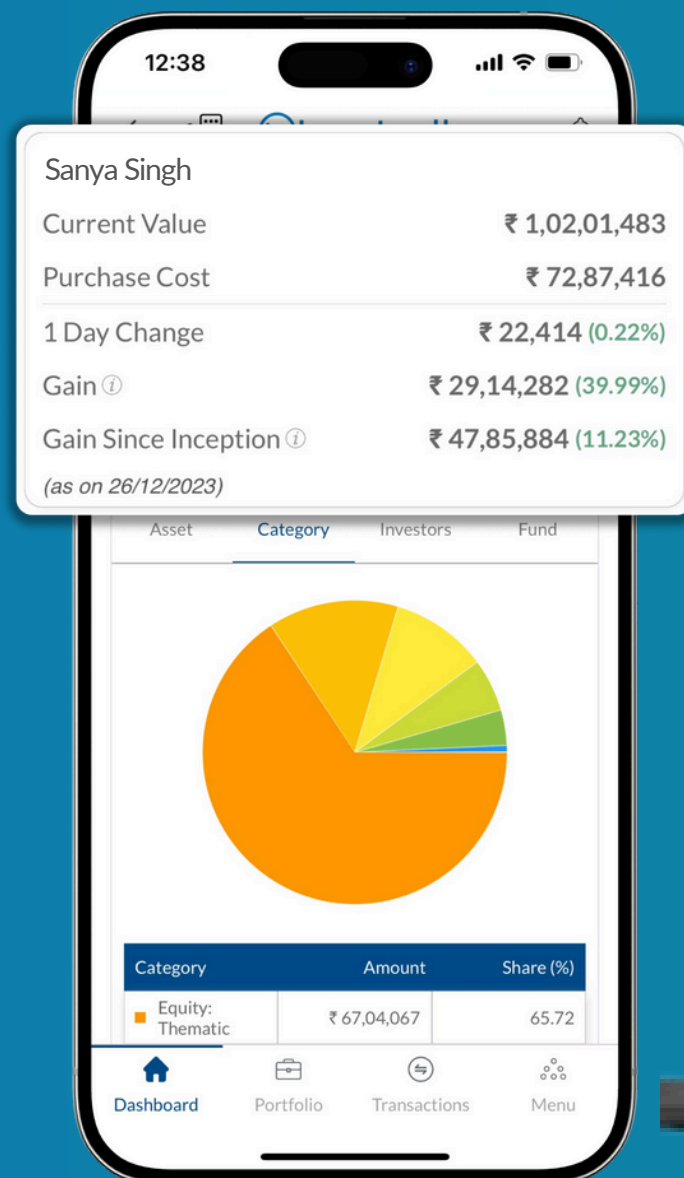




Supercharge Your Financial Advisory



India's No.1 Wealth Management Software

for Mutual Fund Distributors, RIAs, IFAs & Corporates.

01

Empowering Financial Advisors since 2000

We are proudly founder-led, bootstrapped and always profitable.

02

Fully on Cloud, Making it Super Fast

Access your data whenever & wherever you are.

03

Secure & Reliable

2FA, IP Restrictions & Google sign in

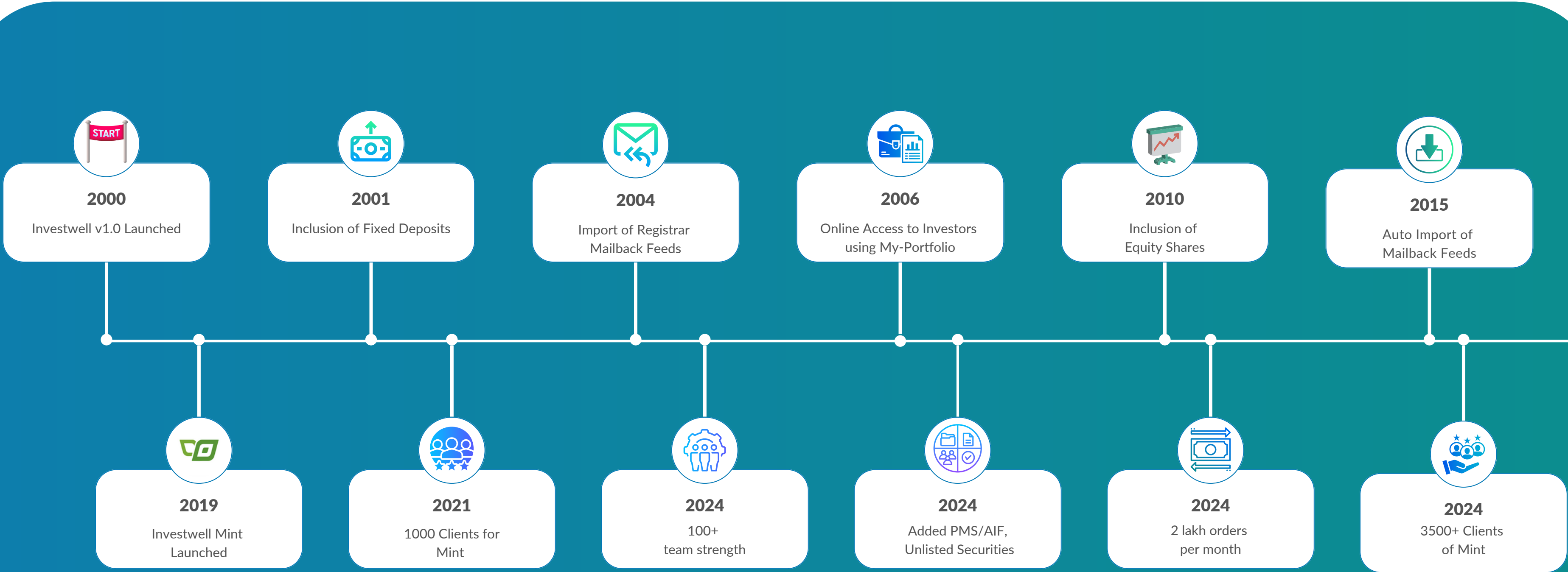
04

Headquartered in Gurugram, NCR

with team-mates working from all across India.



Our Journey





5 Lakh
Crore+
AUM

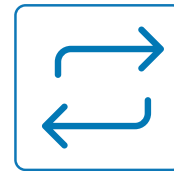
15%
Market
Share



Solidified Growth.



4000+
Wealth Managers



19,000+
Weekly Mutual Fund
Transactions



50 Lakh+
Investors



1,50,000+
Daily Active Users



18k Investors Onboarded
Every year




28 States & 453 Cities
Across India



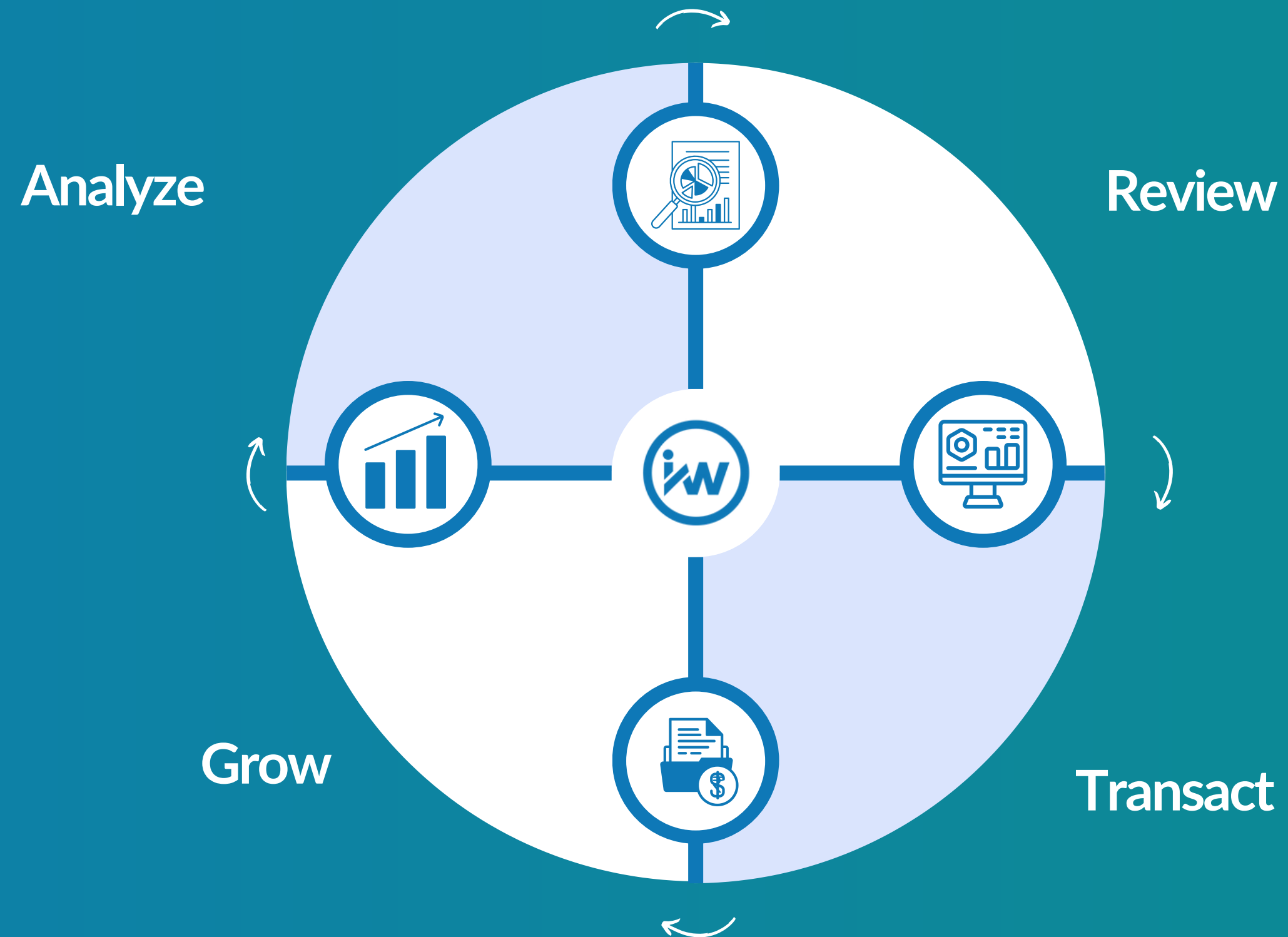
Some of Our Esteemed Clients



Now, let's walk you through the
comprehensive world of
Investwell Mint.



With Investwell Mint, you can:



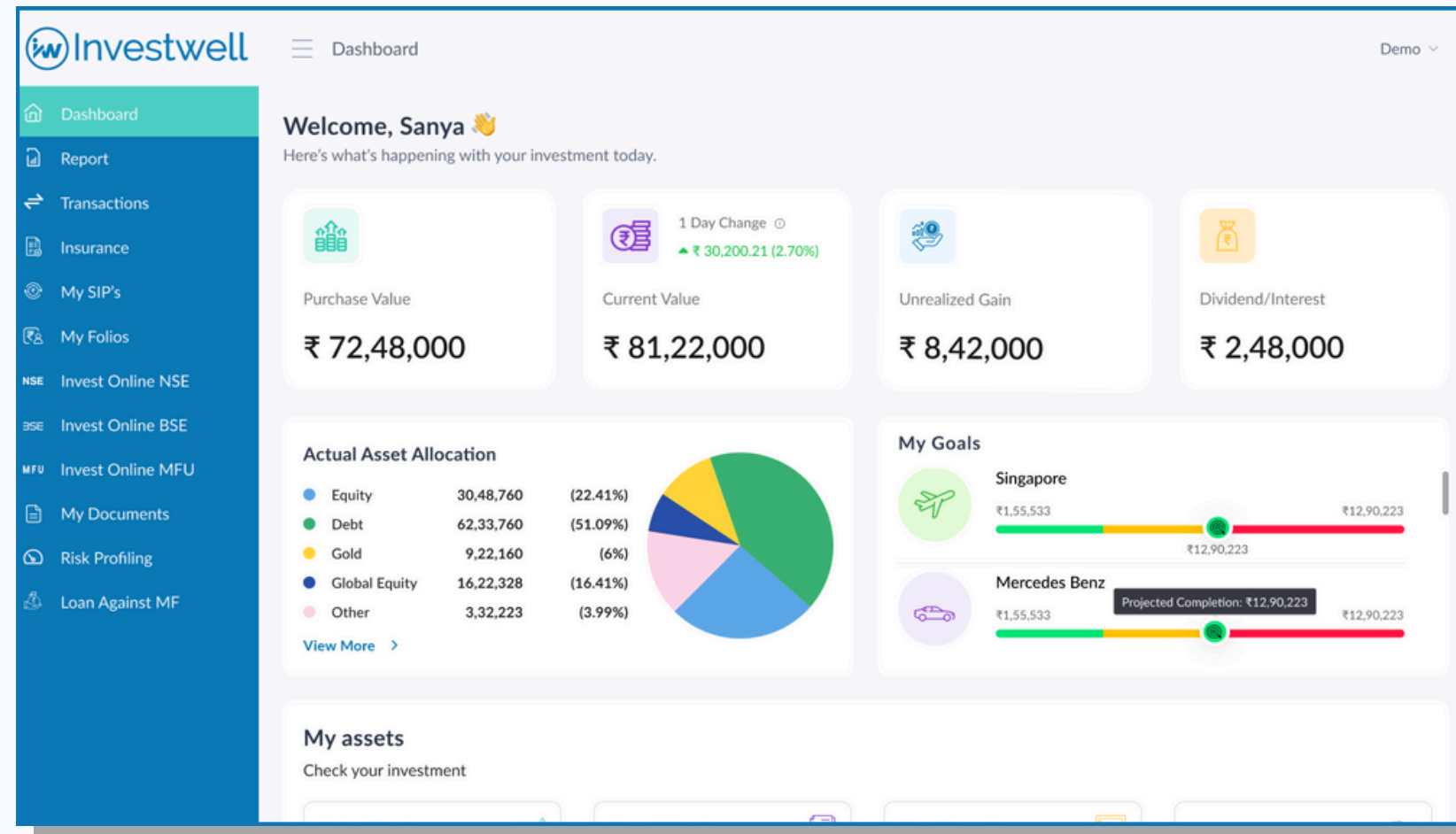


Starting with the most important step:

Review

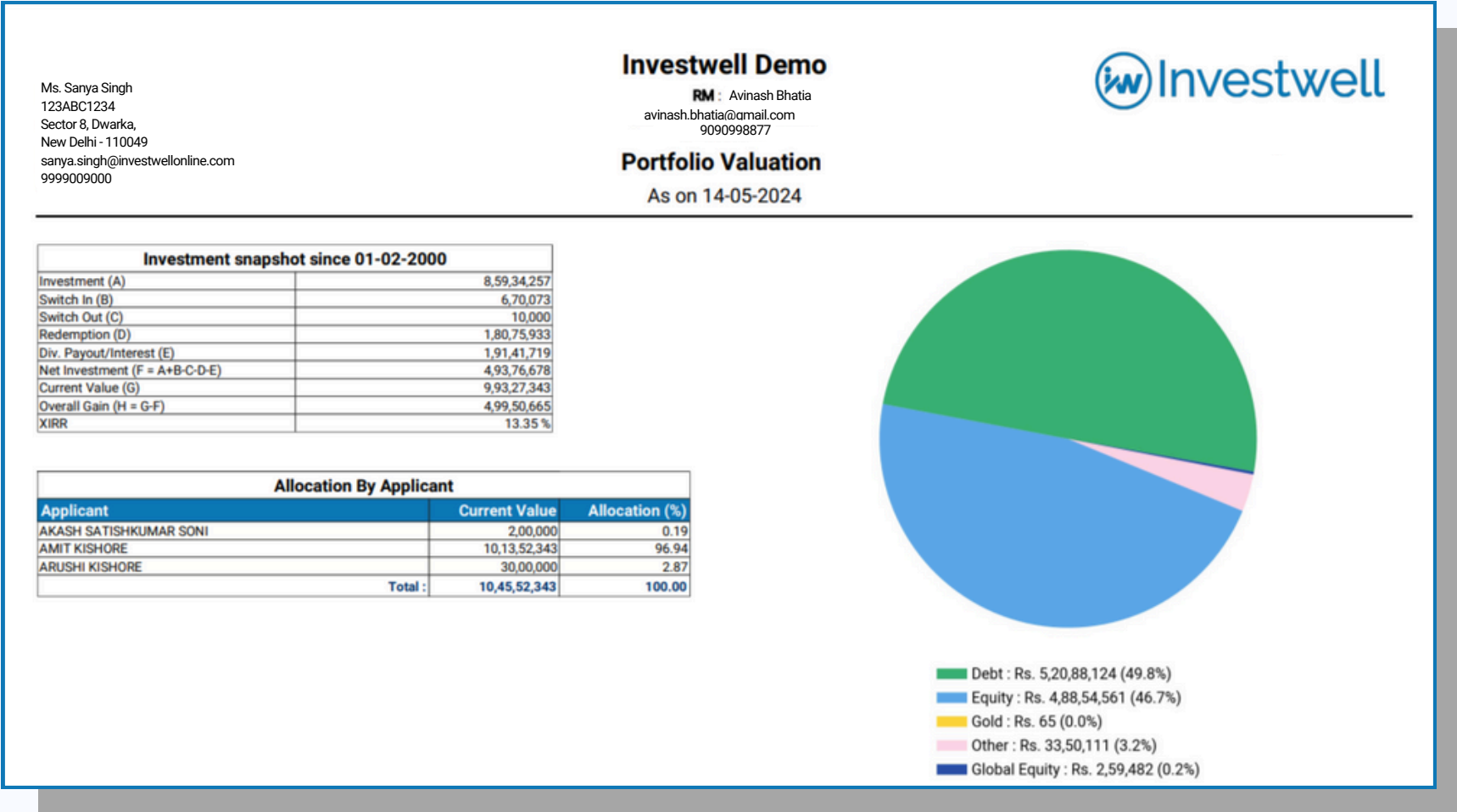
Evaluate your Entire Portfolio, Track Progress, and Adjust Strategies
for enhanced Wealth Management Outcomes.

Gain insights into AUM, investor count, upcoming SIPs, and more, with dedicated dashboards for individual investors.



- Equity, Debt Categorization of all your assets in one place.

Access detailed Portfolio Valuations for a specific date.



Review a comprehensive summary of your Portfolio's Performance over time.

Scheme	Purchase	Redemption	Dividend	Quantity	Current NAV	Current Value	Gain	Abs. Return	XIRR
AMIT KISHORE (PAN : PPPPA1234Z)									
Debt: Fixed Income									
BOB-8.70%-PERPETUAL-PVT(BSE:959085)(Intt dt-30Nov)	95,00,000	0	8,70,000	10	10,35,312.0000	1,03,53,120	17,23,120	18.14	16.80
HDFCL-7.05%-2-12-31-PVT(BSE:973610)	39,96,906	0	5,64,000	4	10,21,654.3800	40,86,618	6,53,712	16.36	26.99
HUDCO-7.51%-16-02-28-BOND (NSE:HUDCO-N5, BSE: 961765) (Intt dt-16Feb)	10,00,000	0	80,100	1,000	1,089.4000	10,89,400	1,69,500	16.95	56.98
HUDCO-8.39%-18-25-10-23-BOND (BSE:961784) (Intt dt-25Oct)	7,10,859	0	1,09,741	654	1,069.1600	6,99,231	98,113	13.80	8.74
ICIC-MMP3-11-6-2023(BSE:912356)	2,75,580	0	0	3	98,656.6700	2,95,970	20,390	7.40	6.07
LTFL-ZC-23-12-22-NCD (NSE:L&TFINANCE-Y1, BSE: 937001) (Intt Dt-23Dec)	2,71,771	0	0	225	1,268.0000	2,85,300	13,529	4.98	6.35
MMFSL9%6626NCD (NSE:M&MFIN-N2, BSE:935752) (Intt dt-06Jun)	11,18,375	0	1,80,000	1,000	1,085.0000	10,85,000	1,46,625	13.11	6.20
NABARD7.64%23331NCDS(BSE:935690) (NSE: NABARD-N2) (Intt dt-23Mar)	11,15,712	0	2,01,696	880	1,130.9500	9,95,236	81,220	7.28	3.44
NHAI-8.3%-25-01-2027-BOND (NSE:NHAI-N2, BSE: 961728) (Intt Dt-01Oct)	1,00,00,000	0	96,96,900	10,000	1,120.6500	1,12,06,500	1,09,03,400	109.03	8.66
PFC-7.60%-3B-17-10-35-BOND(BSE:935514) (Intt dt-17Oct)	1,00,000	0	7,600	100	1,210.0100	1,21,001	28,601	28.60	39.75
SBI 9% 16Mar2026 (NSE:SBIN-N6, BSE:961704) (Intt dt-02Apr)	1,50,000	50,000	5,89,180	50	10,938.0000	5,46,900	10,36,080	690.72	23.79
TCFS-8.5%-26-8-24-Ltd (NSE:TCFSL-NJ, BSE: 936806) (Intt Dt-26Aug)	8,82,942	0	0	820	1,055.7000	8,65,674	-17,268	-1.96	-0.88
UPPCL-10.15%-20-1-25-PVT(BSE:957807)(Intt dt-20Apr)	1,00,00,000	0	12,65,274	10	7,55,200.0000	75,52,000	-11,82,726	-11.83	-9.89
UPPCL-9.75%-20-10-20-PVT (BSE:957202) (Intt Dt-19Jul)	10,25,000	0	0	1	10,00,000.0000	10,00,000	-25,000	-2.44	0.55
Equity: Shares									
3i Infotech Limited (NSE:3IINFOLD, BSE:532628)	21,985	0	630	105	37.2500	3,911	-17,444	-79.34	-9.90
CONSOLIDATED CONSTRUCTION CONSORTIUM LTD (NSE:CCCL, BSE:532902)	5,30,000	0	0	2,00,000	1.5000	3,00,000	-2,30,000	-43.40	-39.67
HDFC Life Insurance Company Ltd (NSE:HDFCLIFE, BSE:540777)	6,700	0	56	10	556.0000	5,560	-1,084	-16.18	-5.26

- Explore the entire summary with Redemptions, Switches, Gains, Returns, etc.
- This summary includes your overall gain, including Past Gains.

Find out:

Switch In & Out	Div Reinvest	Redemption	Balance Units	Holding Days	Purchase Outstanding
Current Value	Dividend	Unrealized Gain	Realized Gain	Absolute Return	XIRR

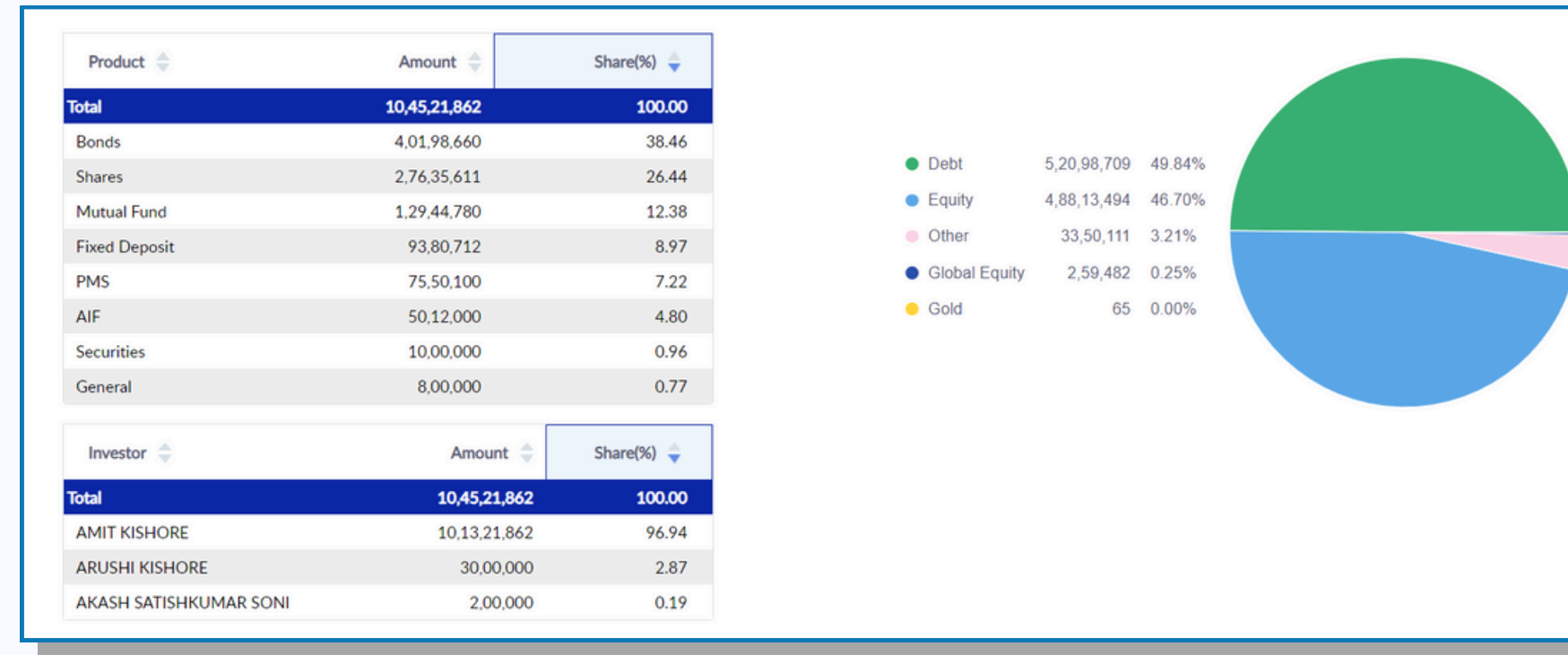
Review

Asset
Allocation

Capital Gain -
Realized & Unrealized

Portfolio
Rebalancing

Monitor your asset allocation across various Products, Categories and Holdings.



- Additionally, gain insights into your top 10 holdings by Scrip, Paper, Sector, and Rating for a deeper understanding of your portfolio composition.



Review

Asset
Allocation

Capital Gain -
Realized & Unrealized

Portfolio
Rebalancing

Track both realized and unrealized capital gains across your investments with dedicated reports.

Folio	Scheme / Scrip	ISIN	Purchase Amount	Cost of Acquisition	Units Sold	Sell Amount	Actual Capital Gain	Taxable Capital Gain	STT
Short Term Debt									
7803049022	LIC MF Low Duration Fund (G)	INF767K01A05	51,890.50	51,890.50	1,660.4530	58,943.81	7,053.31	7,053.31	0.00
5839276114	Tata Retirement Savings Fund Conservative (G)	INF277K01FI6	2,93,693.13	2,93,693.13	11,396.6940	3,03,311.61	9,618.49	9,618.49	0.00
Short Term Debt Total :			3,45,583.63	3,45,583.63		3,62,255.42	16,671.79	16,671.79	0.00
Long Term Debt									
2098374651	UTI Unit Linked Insurance Plan (15 Year)		970.47	1,688.62	55.7830	1,931.39	960.91	242.76	0.00
6249107835	UTI Unit Linked Insurance Plan (10 Year)	INF789F1AGJ5	2,371.87	3,126.56	111.5670	3,862.81	1,490.93	736.25	0.00
3578120496	UTI Unit Linked Insurance Plan (10 Year)	INF789F1AGJ5	6,440.52	8,429.13	297.5110	10,300.78	3,860.26	1,871.65	0.00
Long Term Debt Total :			9,782.87	13,244.31		16,094.98	6,312.10	2,850.66	0.00
Short Term Equity									
8964132075	Tata Retirement Savings Fund Moderate (G)	INF277K01FH8	11,999.96	11,999.96	284.7040	12,530.16	530.21	530.21	0.13
Short Term Equity Total :			11,999.96	11,999.96		12,530.16	530.21	530.21	0.13
Long Term Equity									
1029384756	Tata Multi Asset Opportunities Fund Reg (G)	INF277K012Z5	1,50,000.00	1,50,000.00	9,934.5940	1,76,716.56	26,716.56	26,716.56	1.77
4657893210	Tata Retirement Savings Fund Moderate (G)	INF277K01FH8	74,799.99	1,43,736.60	4,772.4600	2,10,041.69	1,35,241.70	66,305.10	2.10
3120975648	Tata Retirement Savings Fund Moderate (G)	INF277K01FH8	49,000.10	49,000.10	1,525.7690	67,150.92	18,150.82	18,150.82	0.67
8790654321	Tata Retirement Savings Fund Moderate (G)	INF277K01FH8	1,999.98	1,999.98	44.8350	1,973.24	-26.74	-26.74	0.02
Long Term Equity Total :			2,75,800.08	3,44,736.68		4,55,882.42	1,80,082.34	1,11,145.73	4.56

- A list of all your investment returns in Mutual Funds, FDs, Shares, and Bonds at a single place.

Find out:

Scheme	Purchase Amount	Balance Units	Last Purchase Date
Actual Capital Gain	Disallowed Losses	Taxable Capital Gain	Units Sold

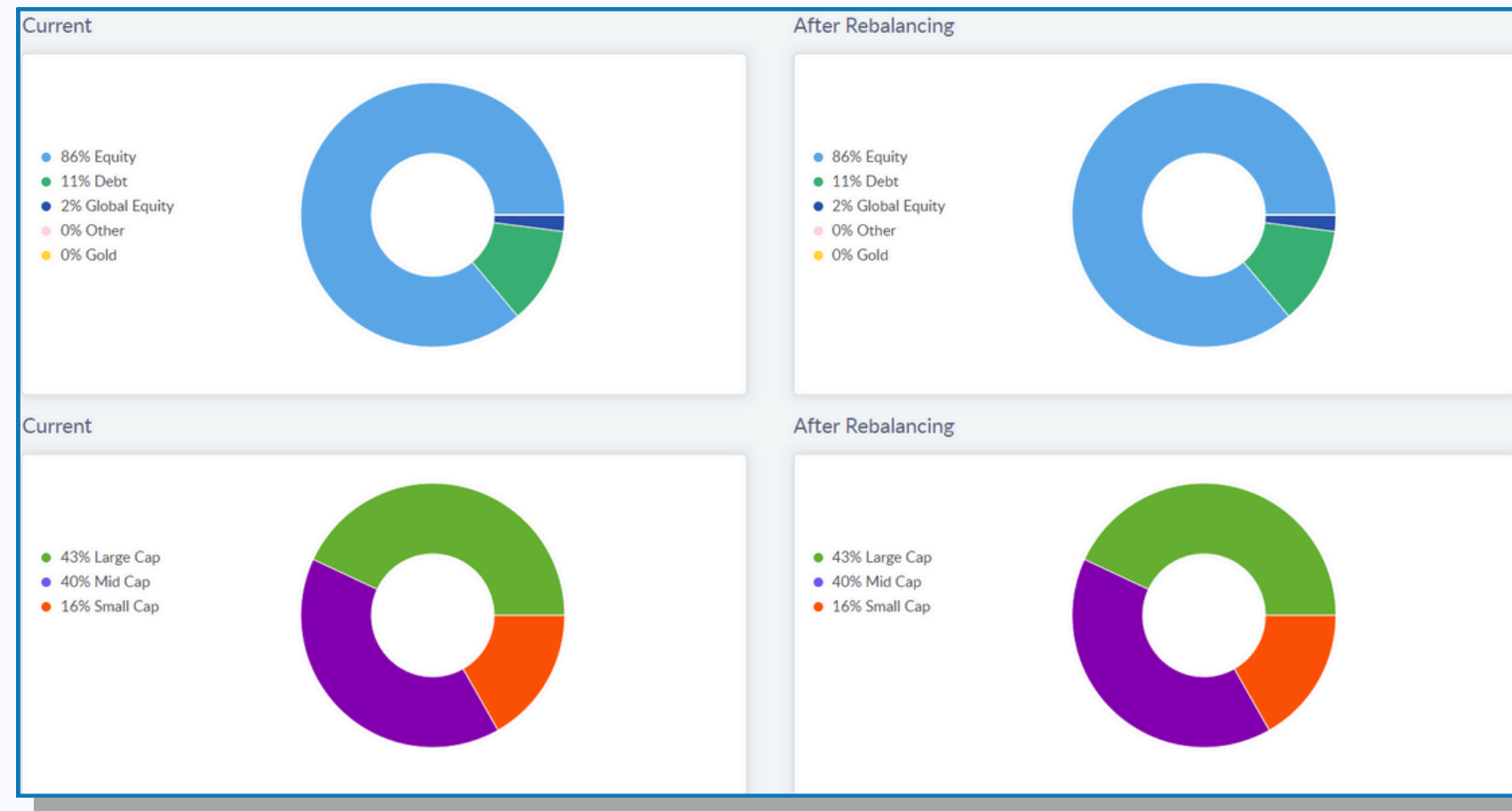
Review

Asset
Allocation

Capital Gain -
Realized & Unrealized

Portfolio
Rebalancing

Utilize our simulation builder to forecast gains in your investments.



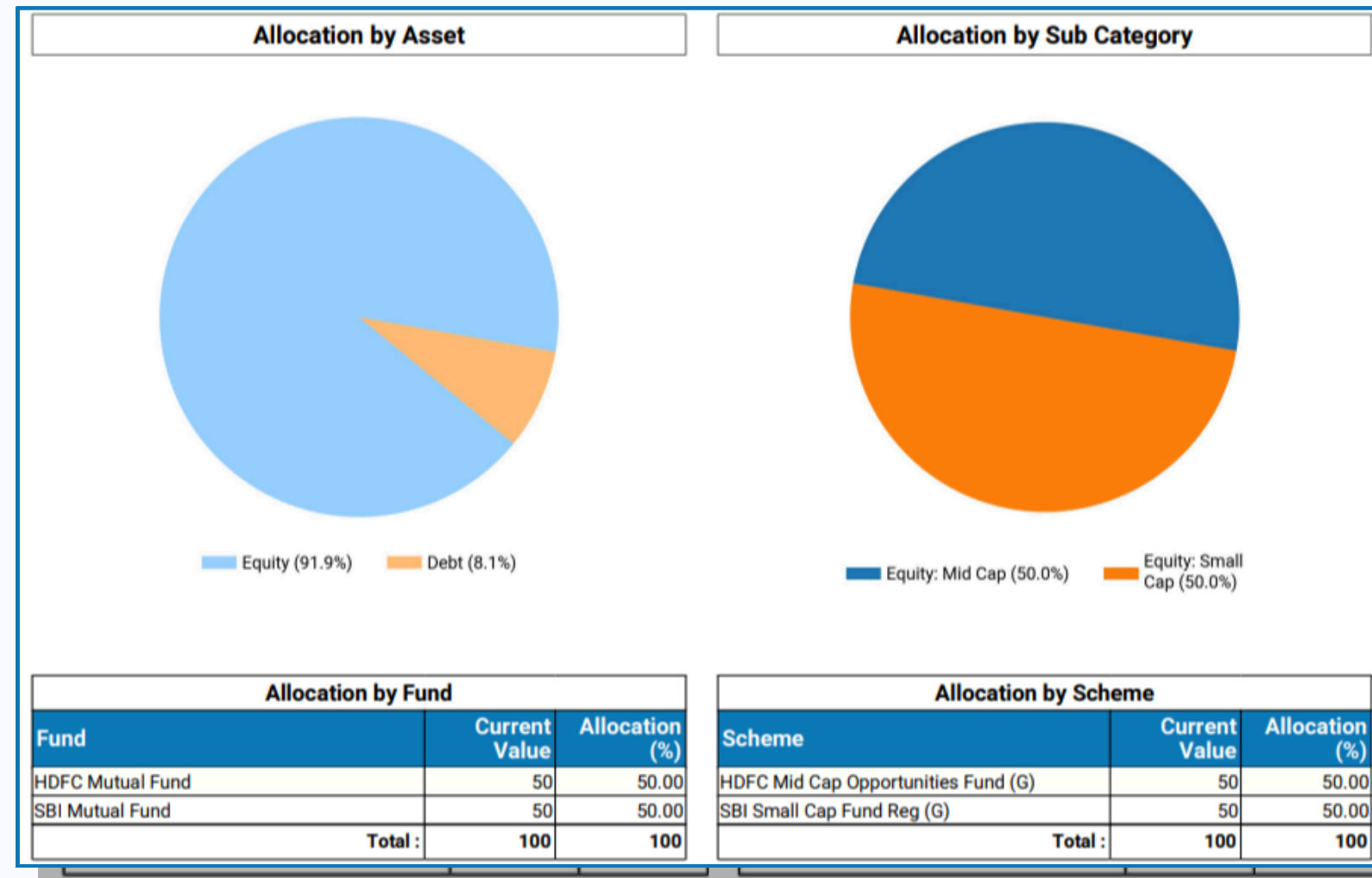
- Add or subtract funds from existing investments and get a snapshot of the change in your Asset Allocation and Gains.

Review

Model
Portfolio

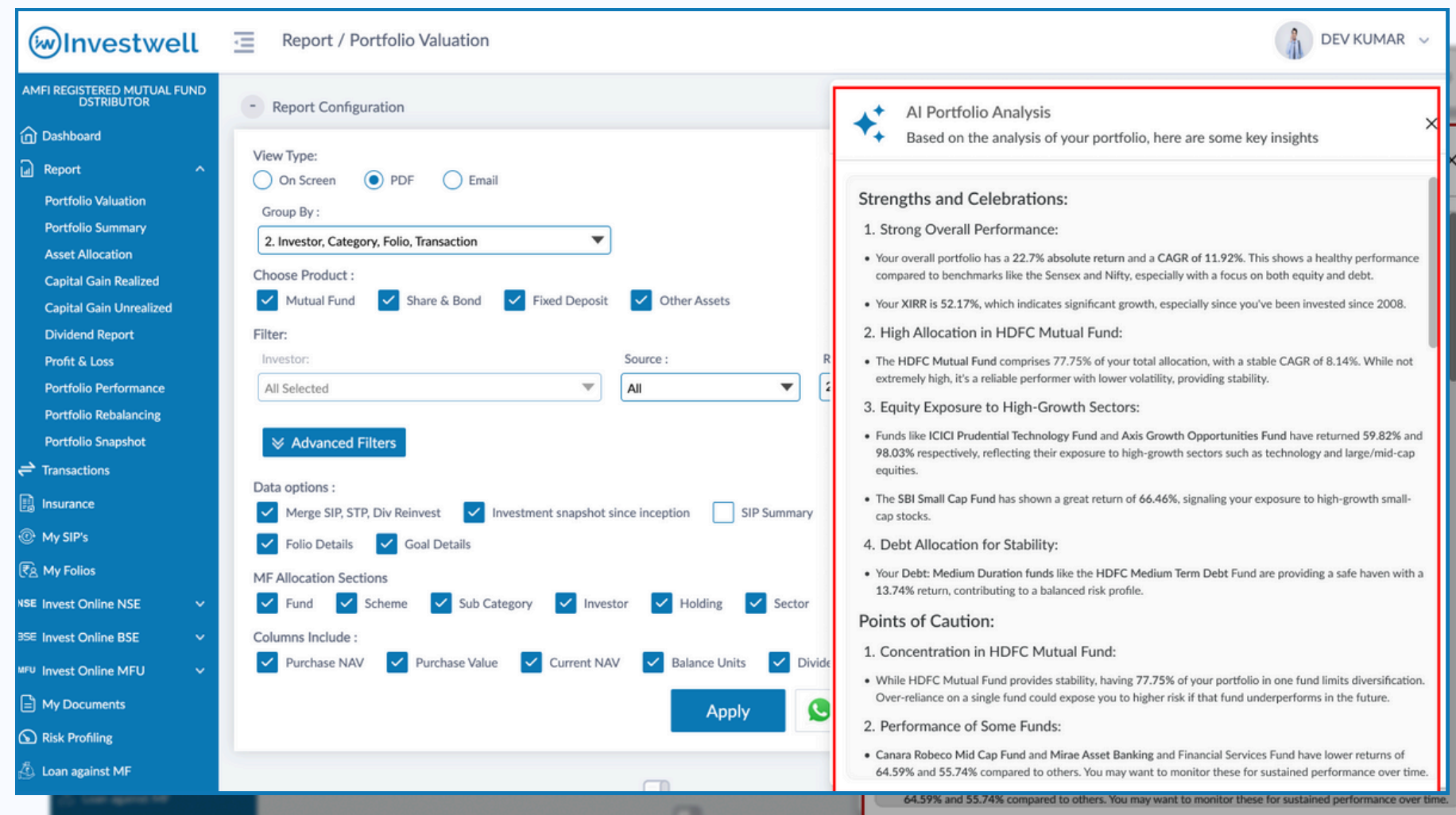
AI
Integration

Create a model portfolio to align with your Investor Persona and compare it with Client Portfolios.



- Gain insights through a Growth Chart Comparison.
- Head-to-head detailed analysis of Model & Client Portfolio over important factors like asset allocation and return.

Get a detailed analysis of your portfolio with Artificial Intelligence



- First-of-its-kind in the MF software industry
- AI integration to provide data-driven analysis of portfolios.
- Highlights strengths, identifies potential risks, and offers rebalancing suggestions.

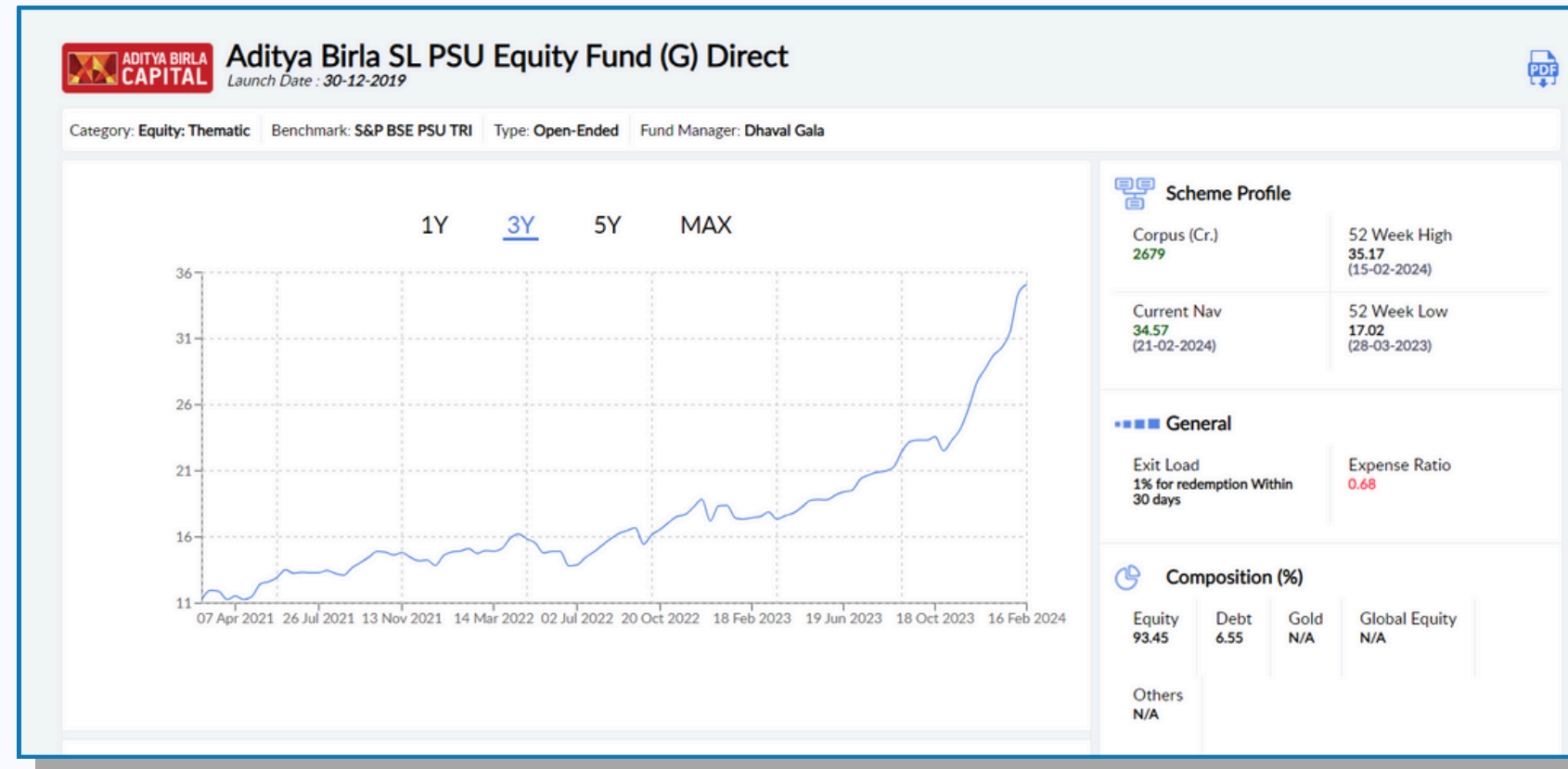


Moving towards the next step:

Analyse

Gain deep insights into Scheme Performance, Compare Options, and make Informed Investment Steps for desired results.

Monitor the performance of any Mutual Fund Scheme since inception.



- Access a list of Top Performing Schemes or search for a specific scheme you're interested in investing in.
- You can also set schemes of your choice as favourites.

Find out:

NAV

AUM

Year wise data

Launch Date

Ratings

Analyze

Best Performing
Schemes

Scheme
Compare

Fund
Screener

Conduct Direct Comparisons between Schemes, to choose the best investments.



- Get a visual representation of the following scheme comparison parameters:
 - Trailing Returns
 - Rolling Returns
 - Growth Calculator
 - SIP Calculator
 - Portfolio Correlation

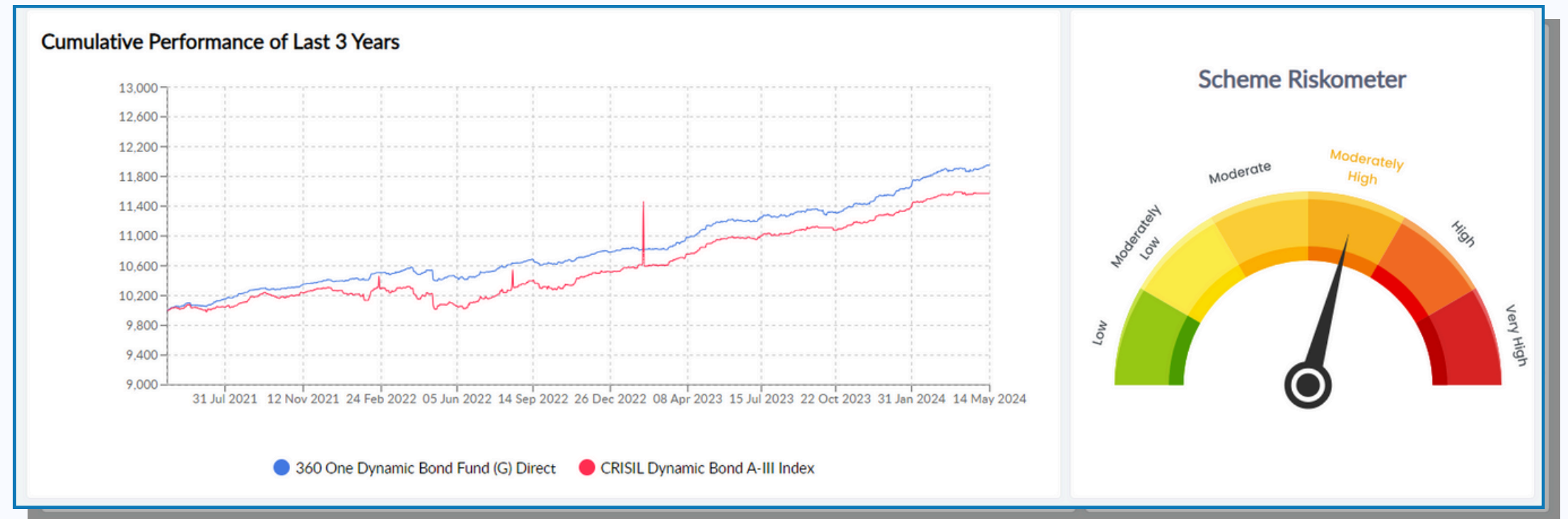
Access historical and current Market Information to make informed investment decisions.

Analyze

Best Performing
Schemes

Scheme
Compare

Fund
Screener



- Explore the following market insights of any scheme:
 - Dividend History
 - NAV History
 - Top MF Gainer
 - Top MF Loser
 - NFO List
 - FMP List

Analyze

Calculators

Meeting
Notes

Quartile Ranking
Based Data

Utilize our suite of Financial Calculators for projections & planning.



- Make your financial planning sorted with the help of our Calculators:
 - SIP
 - STP
 - SWP
 - SIP Delay
 - SIP Step-up



Analyze

Calculators

Meeting
Notes

Quartile Ranking
Based Data

Document Client Interactions Effortlessly

A screenshot of the Investwell web application's 'Meeting Notes' page. The interface has a blue sidebar on the left with navigation links: Dashboard, Clients, Folio Lookup, NSE Invest Online NSE, BSE Invest Online BSE, MFU Invest Online MFU, Loan against MF, and Utilities (expanded). Under Utilities, there are links for Top Schemes, Rolling Return Calculator, Task Manager, Goal Planner, Model Portfolio, and Calculators. The main content area is titled 'Utilities / Meeting Notes' and contains a form for creating a new meeting note. The form fields include: Client (SANJAY MEHRA), Subject (Equity Saturation Discussion), Date (15/10/2024), and Created By (Demo). There are also buttons for 'Weekly Call' and 'Evaluation'. A large text area for the Description contains three numbered points discussing equity market saturation, rebalancing, and alternative investments. The top right of the page has links for Settings, What's New, Help, and Demo.


- Map clients and document key takeaways from your meetings.
- Use the built-in text editor with essential formatting tools to stay organized and on track.

Monitor the Performance of schemes in your watchlist with Quartile-Based Rankings

Days Change Historical Change

Returns less than 1 year are absolute return and more than 1 year are annualized.

Quartile Rank: ■ A ■ B ■ C ■ D ■ N/A

SIP Returns ☒ Lumpsum Returns 

Schemes	NAV	Category	Current Value	Allocation (%)	1 Month	3 Month	6 Month	1 Year	3 Year	5 Year	10 Year	15 Year	20 Year
SBI Long Term Equity Fund Reg (G)	408.8662	Equity: ELSS	84,339	0.09	-7.43	-7.99	-5.36	19.39	20.61	22.68	14.25	13.79	10.14
HDFC Flexi Cap Fund Reg (G)	1,801.6540	Equity: Flexi Cap	25,51,956	2.85	-5.98	-5.72	-2.21	17.72	20.25	21.40	14.38	14.56	11.14
ICICI Pru Value Discovery Fund (G)	434.9000	Equity: Value	30,07,869	3.35	-4.06	-5.72	-1.45	16.51	19.49	24.60	14.82	16.81	11.14
ICICI Pru Multi Asset Fund (G)	696.7025	Hybrid: Multi-Asset	57,98,059	6.47	-1.66	-2.58	0.35	15.88	17.43	19.93	14.14	14.35	11.14
HDFC ELSS Tax saver Reg (G)	1,284.0680	Equity: ELSS	85,216	0.10	-6.31	-6.79	-4.01	15.80	18.71	19.52	12.31	13.11	10.14
ICICI Pru Multicap Fund Reg (G)	730.6800	Equity: Multi Cap	2,34,747	0.26	-7.97	-9.16	-5.77	13.60	16.22	19.05	14.08	14.03	10.14
ICICI Pru Equity & Debt Fund (G)	353.7400	Hybrid: Aggressive	64,58,910	7.20	-5.34	-7.24	-3.47	12.37	15.87	20.04	14.52	15.53	10.14
HDFC Balanced Advantage Fund (G)	483.3950	Hybrid: Balanced Advantage	1,08,65,805	12.12	-5.32	-4.88	-4.00	11.70	18.98	18.79	13.24	14.20	10.14
ICICI Pru Bluechip Fund Reg (G)	100.4300	Equity: Large Cap	68,85,513	7.68	-7.37	-7.84	-5.45	11.56	13.61	17.37	13.34	14.11	10.14
Aditya Birla SL Balanced Advantage Fund (G)	98.4100	Hybrid: Balanced Advantage	48,65,629	5.43	-3.24	-4.39	-1.06	10.37	9.74	11.78	10.33	9.97	10.14
Kotak Flexi Cap Fund Reg (G)	75.5990	Equity: Flexi Cap	6,12,020	0.68	-9.39	-8.80	-9.06	10.31	11.04	14.67	12.88	13.84	10.14
Aditya Birla SL Medium Term Plan Reg (G)	37.1764	Debt: Medium Duration	7,11,756	0.79	0.15	2.99	5.59	10.23	13.75	11.21	8.35	8.81	10.14

- Stay informed with color-coded quartile rankings directly in your watchlist.
- Easily analyze period-wise returns and assess fund performance at a glance.



Analyze

Lost
Brokerage

Track Lost Brokerage and Identify Gaps

INVESTOR NAME	SCHEME NAME	FOLIO NO	TXN DATE	AMOUNT	RELATIONSHIP MANAGER	ARN	TXN TYPE	TXN NO
GAURAV BANSAL	ICICI Pru Energy Opp Fund Reg (G)	914052	29-07-2024	477	Akshay Singh	ARN-1668 xx	Switch In	10263201
GAURAV BANSAL	ICICI Pru Energy Opp Fund Reg (G)	914052	29-07-2024	4302	Akshay Singh	ARN-1668 xx	Switch In	10263201
GAURAV BANSAL	ICICI Pru Energy Opp Fund Reg (G)	914052	29-07-2024	5058	Akshay Singh	ARN-1668 xx	Switch In	10263201
GAURAV BANSAL	ICICI Pru Energy Opp Fund Reg (G)	914052	29-07-2024	562	Akshay Singh	ARN-1668 xx	Switch In	10263201
GAURAV BANSAL	ICICI Pru Energy Opp Fund Reg (G)	914052	29-07-2024	5068	Akshay Singh	ARN-1668 xx	Switch In	10263201
GAURAV BANSAL	ICICI Pru Energy Opp Fund Reg (G)	914052	29-07-2024	556	Akshay Singh	ARN-1668 xx	Switch In	10263201
GAURAV BANSAL	ICICI Pru Energy Opp Fund Reg (G)	914052	29-07-2024	5007	Akshay Singh	ARN-1668 xx	Switch In	10263201
GAURAV BANSAL	ICICI Pru Energy Opp Fund Reg (G)	914052	29-07-2024	548	Akshay Singh	ARN-1668 xx	Switch In	10263201
GAURAV BANSAL	ICICI Pru Energy Opp Fund Reg (G)	914052	29-07-2024	4936	Akshay Singh	ARN-1668 xx	Switch In	10263201
GAURAV BANSAL	ICICI Pru Energy Opp Fund Reg (G)	914052	29-07-2024	13215	Akshay Singh	ARN-1668 xx	Switch In	10263201
GAURAV BANSAL	ICICI Pru Energy Opp Fund Reg (G)	914052	29-07-2024	118940	Akshay Singh	ARN-1668 xx	Switch In	10263201
GAURAV BANSAL	ICICI Pru Energy Opp Fund Reg (G)	914052	29-07-2024	538	Akshay Singh	ARN-1668 xx	Switch In	10263201
GAURAV BANSAL	ICICI Pru Energy Opp Fund Reg (G)	914052	29-07-2024	4850	Akshay Singh	ARN-1668 xx	Switch In	10263201
GAURAV BANSAL	ICICI Pru Energy Opp Fund Reg (G)	914052	29-07-2024	529	Akshay Singh	ARN-1668 xx	Switch In	10263201
GAURAV BANSAL	ICICI Pru Energy Opp Fund Reg (G)	914052	29-07-2024	4770	Akshay Singh	ARN-1668 xx	Switch In	10263201
GAURAV BANSAL	ICICI Pru Energy Opp Fund Reg (G)	914052	29-07-2024	515	Akshay Singh	ARN-1668 xx	Switch In	10263201
GAURAV BANSAL	ICICI Pru Energy Opp Fund Reg (G)	914052	29-07-2024	4639	Akshay Singh	ARN-1668 xx	Switch In	10263201
GAURAV BANSAL	ICICI Pru Energy Opp Fund Reg (G)	914052	29-07-2024	525	Akshay Singh	ARN-1668 xx	Switch In	10263201
GAURAV BANSAL	ICICI Pru Energy Opp Fund Reg (G)	914052	29-07-2024	525	Akshay Singh	ARN-1668 xx	Switch In	10263201

- Spot missing folios and assess low earnings with detailed brokerage rate analysis.
- Ensure no revenue slips through the cracks.



Executing seamlessly:

Transact

Execute, Manage, and Track Transactions from
BSE, NSE & MFU collectively.



Transact

BSE, NSE & MFU

Directly invest in BSE, NSE, and MFU at a single place.

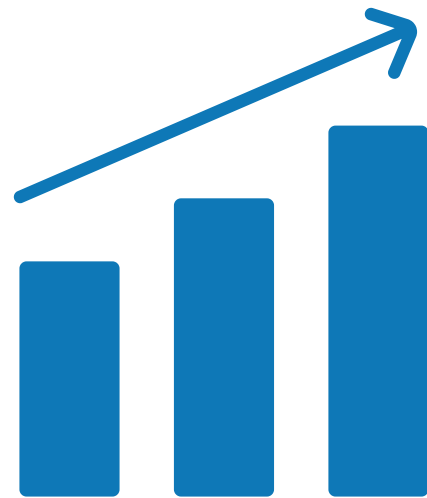
Purchase (Lumpsum, Switch in, SIP, Div Reinvest)

Date	Scheme Name	Folio	ARN	Investor Name	Transaction Type	Units	Price (₹)	Amount (₹)	Stamp Duty	TDS	STT
Total								86,64,524.91	433.23		
13-05-2024	HDFC Flexi Cap Fund (G) Direct	23237966/02	CAS	VAIBHAV GUPTA	SIP	1.6880	1777.0550	2,999.67	0.15	0	0
13-05-2024	HDFC Small Cap Fund (G) Direct	26589588/59	CAS	VAIBHAV GUPTA	SIP	7.4090	134.9690	999.99	0.05	0	0
09-05-2024	SBI Nifty Index Fund (G) Direct	30269278	CAS	AMAR TEKWANI	Switch In	49.9090	200.3559	9,999.56	0.50	0	0
09-05-2024	SBI Magnum MidCap Fund (G) Direct	30269278	CAS	AMAR TEKWANI	Switch In	43.9650	227.4410	9,999.44	0.50	0	0
09-05-2024	Tata Smallcap Fund (G) Direct	8886874/22	CAS	AMAR TEKWANI	Switch In	262.1550	38.1435	9,999.51	0.50	0	0
08-05-2024	Motilal Oswal Nifty Microcap 250 Index Fund (G) ...	91039976076	CAS	AMAR TEKWANI	STI	1582.4600	15.1655	23,998.80	1.20	0	0
07-05-2024	Quant MidCap Fund (G) Direct	51040168834	CAS	VAIBHAV GUPTA	SIP	16.2270	246.4945	3,999.87	0.20	0	0
07-05-2024	Sundaram Mid Cap Fund Reg (G)	501763497482	CAS	TUHIN ROY	SIP	1.7480	1144.0052	1,999.72	0.10	0	0
07-05-2024	DSP India T.I.G.E.R. Fund (G) Direct	2894418/89	CAS	PRANAV JAIN	Switch In	323.0200	309.5630	99,995.04	5.00	0	0
07-05-2024	SBI Arbitrage Opp Fund (G) Direct	30269278	CAS	AMAR TEKWANI	Purchase	24225.7220	33.0211	7,99,959.99	40.00	0	0
10 rows visible out of 222.								1 2 3 4 5 > »			

Sell (Redemption, Switchout, Div payout)

Date	Scheme Name	Folio	ARN	Investor Name	Transaction Type	Units	Price (₹)	Amount (₹)	Stamp Duty	TDS	STT
Total								1,90,10,744.74		171.54	
08-05-2024	SBI Liquid Fund (G) Direct	30269278	CAS	AMAR TEKWANI	Switch Out	5.2520	3808.1571	20,000.44	0	0	0
08-05-2024	Tata Liquid Fund (G) Direct	8886874/22	CAS	AMAR TEKWANI	Switch Out	2.6040	3839.6188	9,998.37	0	0	0

- Utilize the Digital KYC Feature for account verification, and Effortlessly track your Orders.



Driving growth through data:

Business Analytics

Harness data-driven insights to Streamline Operations, Optimize Client Engagement, and fuel Business Growth.



Business Analytics

AUM
Report

SIP, SWP, STP
Mining

Missing
SIPs

Gain in-depth insights into your AUM with this report.

Fund	Equity (₹)	Hybrid (₹)	Arbitrage (₹)	Debt (₹)	Liquid and Ultra Short (₹)	Other (₹)	Total (₹)	Allocation (%)
	10,76,36,148	3,82,83,852	7,97,399	1,94,72,532	1,78,17,618	10,151	18,40,17,701	100.00
Aditya Birla Sun Life Mutual Fund	61,02,511	0	6,396	60,62,300	0	0	1,21,71,207	6.61
Axis Mutual Fund	4,78,552	0	0	0	0	0	4,78,552	0.26
Bandhan Mutual Fund	87,50,266	0	0	0	3	0	87,50,269	4.76
Canara Robeco Mutual Fund	2,44,346	0	0	0	0	0	2,44,346	0.13
DSP Mutual Fund	1,67,89,501	0	0	56,53,224	19,61,883	0	2,44,04,608	13.26
Edelweiss Mutual Fund	17,78,261	22,314	0	0	0	0	18,00,575	0.98
Franklin Templeton Mutual Fund	16,12,388	0	0	0	12,793	0	16,25,181	0.88
HDFC Mutual Fund	3,10,28,291	2,56,50,584	7,73,586	7,05,113	91,49,068	0	6,73,06,642	36.58
ICICI Prudential Mutual Fund	72,66,578	56,38,727	0	2,21,965	33	0	1,31,27,304	7.13
Invesco Mutual Fund	2,10,998	0	0	0	0	0	2,10,998	0.11
ITI Mutual Fund	34,54,850	0	0	0	0	0	34,54,850	1.88
Kotak Mutual Fund	34,60,422	10,71,172	0	0	25,713	0	45,57,306	2.48
LIC Mutual Fund	0	3,11,542	0	0	35,850	0	3,47,392	0.19
Mirae Asset Mutual Fund	38,89,440	0	0	0	2,18,157	0	41,07,597	2.23
Motilal Oswal Mutual Fund	58,207	0	0	0	0	0	58,207	0.03
Nippon India Mutual Fund	71,31,144	1,26,518	17,418	1,15,171	55,174	1,664	74,47,089	4.05
PPFAS Mutual Fund	3,17,831	0	0	0	0	0	3,17,831	0.17
SBI Mutual Fund	47,57,433	2,03,531	0	67,14,760	60,81,335	8,487	1,77,65,546	9.65
Sundaram Mutual Fund	65,398	5,74,682	0	0	0	0	6,40,079	0.35
Tata Mutual Fund	84,83,776	46,84,782	0	0	2,77,609	0	1,34,46,167	7.31

- Detailed bifurcation across AMC, Scheme, Category, Relationship Manager (RM), and ARN for comprehensive analysis.

Find out allocation in:

Equity

Hybrid

Arbitrage

Debt

Liquid and Ultra Short

Allocation(%)

Simplified Tracking of SIP, STP & SWP.

Select	Investor	Family Head	Folio	Scheme	Start Date
<input type="checkbox"/>	Rajesh Patel	Rajesh Patel	783520483	HSBC Aggressive Hybrid Fund Reg (G)	08-06-2016
<input type="checkbox"/>	Priya Patel	Rajesh Patel	23343089	Tata Large Cap Fund Reg IDCW	12-01-2012
<input type="checkbox"/>	Anurag Patel	Rajesh Patel	2374890	Tata Large Cap Fund Reg (G)	22-02-2013
<input type="checkbox"/>	Nisha Gupta	Kunal Gupta	85324477	HSBC Aggressive Hybrid Fund Reg (G)	09-06-2017
<input type="checkbox"/>	Vivek Kumar	Bhanu Kumar	54389028	HSBC Aggressive Hybrid Fund Reg (G)	10-08-2017
<input type="checkbox"/>	Aarti Gupta	Kunal Gupta	208452923	SBI Gold Fund Reg (G)	24-01-2012
<input type="checkbox"/>	Deepak Choudhary	Deepak Choudhary	8154039104	SBI Blue Chip Fund Reg (G)	09-01-2013
<input type="checkbox"/>	Kavita Mehta	Roshan Mehta	9981830399	SBI Gold Fund Reg (G)	25-04-2017
<input type="checkbox"/>	Rahul Verma	Kiran Verma	762980373	SBI Blue Chip Fund Reg (G)	25-05-2017
<input type="checkbox"/>	Sunita Reddy	Sunita Reddy	436893047	SBI Long Term Equity Fund Reg (G)	13-11-2017
<input type="checkbox"/>	Priya Patel	Rajesh Patel	910838028	SBI Gold Fund Reg (G)	20-10-2011
<input type="checkbox"/>	Ananya Patel	Rajesh Patel	8FG78728	SBI Blue Chip Fund Reg (G)	31-08-2016
<input type="checkbox"/>	Sameer Shah	Amit Shah	13048494	SBI Equity Hybrid Fund Reg (G)	15-11-2016
<input type="checkbox"/>	Ritu Verma	Kiran Verma	985647394	SBI Gold Fund Reg (G)	14-11-2011

- Track Running, New, Terminated, or Matured plans across all clients, ensuring proactive portfolio management.

Find out:

Scheme	Purchase Amount	Balance Units	Last Purchase Date
Actual Capital Gain	Disallowed Losses	Taxable Capital Gain	Units Sold

Business Analytics

AUM
Report

SIP, SWP, STP
Mining

Missing
SIPs

Proactively keep track of your missing SIPs.

No Instalment Since

2 Months

Select SIPs from below to perform actions.

Select	Scheme	Folio	Investor	Start Date	End Date	Last Transaction Date	Amount (₹)	Frequency
Total							25,500	
<input type="checkbox"/>	UTI Retirement Fund Reg (G)	561287867545	SACHIN NILESHBHAI KAKKAD	15-01-2024	14-04-2107	15-03-2024	1,000	monthly
<input type="checkbox"/>	SBI Gold Fund Reg (G)	23837652	KISHOR NATWARLAL KARIYA	10-08-2020	10-10-2103	11-03-2024	1,000	monthly
<input type="checkbox"/>	Franklin India Equity Hybrid Fund (G)	22046078	MUNGARA DHIRUVIK JAYANTILAL	02-05-2019	09-09-2102	11-12-2023	500	monthly
<input type="checkbox"/>	Franklin India Equity Hybrid Fund (G)	22047207	BIPIN D SAVALIYA	06-05-2019	09-09-2102	11-12-2023	500	monthly
<input type="checkbox"/>	Franklin India Smaller Companies Fund (G)	21284419	KISHOR NATWARLAL KARIYA	22-01-2018	31-12-2099	11-03-2024	1,000	monthly
<input type="checkbox"/>	Tata Short Term Bond Fund Reg (G)	3600192/83	NAVINCHANDRA SHANTILAL SHETH	10-01-2017	15-12-2099	15-03-2024	500	monthly
<input type="checkbox"/>	Nippon India Growth Fund (G)	477254771027	PRIYANKA KISHORBHAI KARIYA	10-11-2021	09-11-2099	11-03-2024	500	monthly
<input type="checkbox"/>	HDFC Equity Savings Fund (G)	20406740/69	RINA VIJAYGIRI GAUSWAMI	27-10-2022	05-11-2099	08-01-2024	1,000	monthly
<input type="checkbox"/>	Tata India Pharma & HealthCare Fund Reg (Plan) (G)	5471399/46	TANMAY ANILKUMAR GUPTA	08-11-2021	05-10-2099	01-03-2024	1,000	monthly
<input type="checkbox"/>	Nippon India Growth Fund (G)	477242765311	JANI AASHKA ACHYUTBHAI	07-09-2023	06-09-2099	07-03-2024	2,000	monthly
<input type="checkbox"/>	SBI Equity Hybrid Fund Reg (G)	24751177	PANDYA BINDUBEN H	18-09-2020	25-08-2099	26-02-2024	2,500	monthly

- Promptly detect running SIPs with no recent transactions, facilitating timely adjustments



Business Analytics

Inactive
Clients

Security
Exposure

Goal
Planning

Reactivate Dormant Accounts

Name	FH	PAN	Email	Phone	RM	Sub Broker
AAA SANGEETA 1	AAA SANGEETA 1	FKVFN0456F	sanchit.madaan@investwellonline.com	9999999999		
AAA SANIYA	AAA SANIYA	ABWPV5810E	prash12ant.verma@investwellonline.com	7217695137		
AAAAAA CDDDFD	AAAAAA CDDDFD	HJBNM9012A	prashant.ver12ma@investwellonline.com	9999999999	ABC	
AAACJ7738D	AAACJ7738D	AAACJ7738D	prasha12nt.verma@investwellonline.com	9999999999	MITESH MANDLIYA	MITESH SB
AABCJ0600M		AABCJ0600M	praveen@investwellonline.com	9999999999		
AADAM KARIM SAB SHAIKH		IEIPS4079K	praveen@investwellonline.com	9999999999		
AADAM NURUDDIN SADIKOT		GYIPS6817M	praveen@investwellonline.com	+919898622252		
AADCB3043L		AADCB3043L	praveen@investwellonline.com	9999999999		
AADITI ANANT HARIYAN	AADITI ANANT HARIYAN	ABMPH1058E	praveen@investwellonline.com	9999999999	NIHAL RM	
AAFFL6854L	AAFFL6854L	AAFFL6854L	praveen@investwellonline.com	9999999999	NIHAL RM	NIHAL SUB BROKER
AAHCS8361G	AAHCS8361G	AAHCS8361G	praveen@investwellonline.com	9999999999		
AAIFH5651E	AAIFH5651E	AAIFH5651E	praveen@investwellonline.com	9999999999		
AAJFP4982F	AAJFP4982F	AAJFP4982F	praveen@investwellonline.com	9999999999		
AAKANKSHA AGRAWAL		BOSPA8419N	praveen@investwellonline.com	9926557300		
AAMENA ABBAS BHARMAL		DDTPB4930H	praveen@investwellonline.com	9824236046		

- Identify clients with no recent transactions so that you can perform engagement strategies to re-engage inactive accounts.

Find out inactive investors’:

Name	Family Head	PAN	Email
Mobile no	RM	Sub Broker	Current AUM



Business Analytics

Inactive
Clients

Security
Exposure

Goal
Planning

Targeted Security Allocation Analysis

Scheme	Security Name	Scheme Corpus (Cr.)	Security (%)	Exposure Amount (Cr.)
Total		7,18,061.00		72,687.44
Edelweiss BHARAT Bond FOF April 2030	BHARAT BOND ETF-APRIL 2030-GROWTH	6,773.00	99.86	6,763.52
Edelweiss BHARAT Bond FOF April 2025	BHARAT BOND ETF-APRIL 2025-GROWTH	4,964.00	99.3	4,929.25
Motilal Oswal Nasdaq 100 FOF	Motilal Oswal NASDAQ 100 ETF	4,625.00	100.09	4,629.16
Franklin India Taxshield 98	Motilal Oswal NASDAQ 100 ETF	4,625.00	100.09	4,629.16
Edelweiss BHARAT Bond FOF April 2031	BHARAT BOND ETF-APRIL 2031-GROWTH	4,524.00	99.58	4,505.00
Edelweiss BHARAT Bond FOF April 2023	BHARAT BOND ETF-APRIL 2023-GROWTH	3,196.00	98.85	3,159.25
Kotak Nasdaq 100 FOF	Ishares Nasdaq 100 UCITS ETF USD	2,892.00	100.04	2,893.16
Edelweiss BHARAT Bond E T F FOF - April 2033	BHARAT BOND ETF - APRIL 2033	2,111.00	99.86	2,108.04
ICICI Pru Asset Allocator Fund (FOF)	ICICI Prudential Gold ETF	21,851.00	8.48	1,852.96
Canara Robeco Expo Income Plan	Nippon India ETF Gold Bees	1,842.00	99.98	1,841.63
Nippon India Gold Savings Fund	Nippon India ETF Gold Bees	1,842.00	99.98	1,841.63
Kotak Gold Fund	Kotak Mutual Fund - Gold ETF	1,835.00	99.59	1,827.48
SBI Gold Fund	SBI Gold ETF	1,815.00	100.05	1,815.91
Mirae Asset NYSE FANG+ E T F FoF	Mirae Asset NYSE FANG + ETF	1,570.00	99.99	1,569.84
ICICI Pru BHARAT 22 FOF	BHARAT 22 ETF	1,179.00	99.96	1,178.53
ICICI Pru Nifty 100 Low Vol 30 E T F FOF	ICICI Prudential Nifty 100 Low Volatility 30 ETF	1,070.00	99.94	1,069.36

- Find out the allocation of funds in individual securities, enabling informed risk management and diversification strategies.

Find out:

Scheme	Security Name	Scheme Corpus	Security (%)	Exposure Amount
--------	---------------	---------------	--------------	-----------------

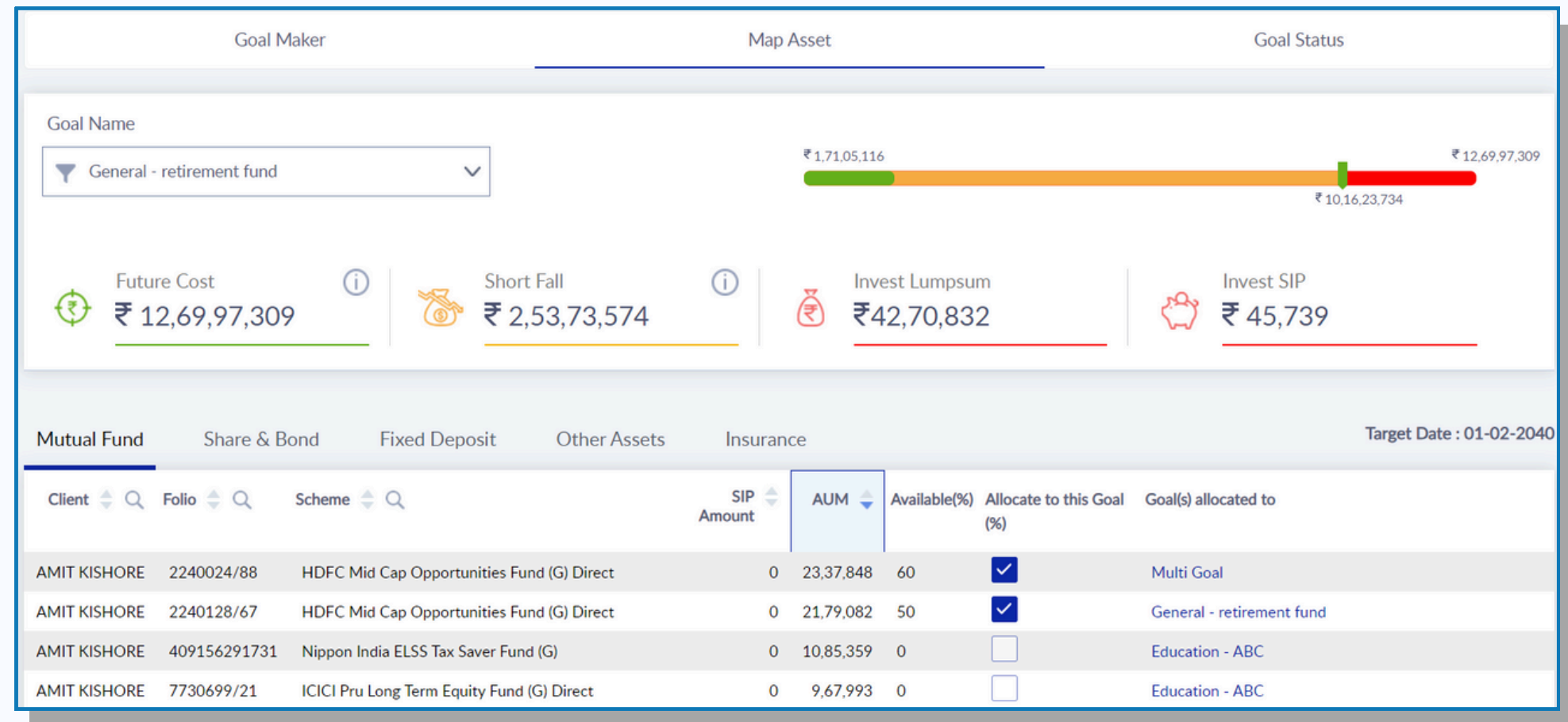
Business Analytics

Inactive
Clients

Security
Exposure

Goal
Planning

Plan your clients' goals and map investments accordingly.



- Set goals like Education, Marriage, Cations etc, and then map respective assets to those goals.
- Track the status of your investments with respect to the goal achieved.

Ready to dive deeper into
India's No.1 Mutual Fund Software?

Schedule a demo!



Delhi NCR: **99718 88718**

Maharashtra & Goa: **87794 25884**

Gujarat: **92057 77419**

Tamil Nadu & Kerala: **93262 59006**

Uttar Pradesh & Bihar: **99718 88719**

MP & Chhattisgarh: **85958 90382**

West Bengal & Odisha: **90739 66781**

Rest of India: **99718 88716**



sales@investwellonline.com